


# Other Characters in a Biography

Name: \_\_\_\_\_ Date: \_\_\_\_\_


Directions: Think of other characters in the biography you are reading. Then describe how the main character thinks about each one. Finally, draw conclusions about each relationship.

Title: \_\_\_\_\_

Main Character: \_\_\_\_\_



Three identical character analysis templates arranged horizontally. Each template consists of an oval frame containing a cartoon character with a smiling face and a striped shirt. Above the character is a rectangular box labeled "Character:" with four horizontal lines for writing. To the right of the character is another rectangular box labeled "What the main character thinks:" with four horizontal lines for writing.

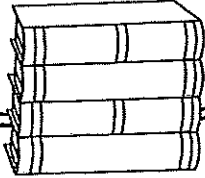


Three identical relationship analysis templates arranged horizontally. Each template consists of an oval frame containing a cartoon character with a smiling face, wearing a patterned shirt and holding a pencil. Above the character is a rectangular box labeled "Relationship:" with four horizontal lines for writing.

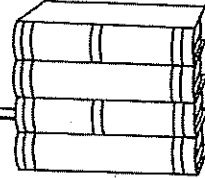
# Record of Reading

Name: \_\_\_\_\_ Date: \_\_\_\_\_

Directions: Make a list of all the biography texts you have read or listened to during this unit. Then share your opinions about biography texts.



## Biography Books:



1 \_\_\_\_\_

6 \_\_\_\_\_

2 \_\_\_\_\_

7 \_\_\_\_\_

3 \_\_\_\_\_


8 \_\_\_\_\_

4 \_\_\_\_\_


9 \_\_\_\_\_

5 \_\_\_\_\_

10 \_\_\_\_\_



## My Opinions:





# Changes Over Time



Name: \_\_\_\_\_ Date: \_\_\_\_\_

Directions: Describe the age of the main character at the beginning and end of the biography. Then tell how and why this person changed over time.

Title: \_\_\_\_\_

Description of the Character at the <u>Beginning</u> of the Story	Description of the Character at the <u>End</u> of the Story
 Age: _____	 Age: _____
_____	_____
_____	_____
_____	_____
_____	_____

How the Character Changed:	Why the Character Changed:
_____	_____
_____	_____
_____	_____
_____	_____
_____	_____

# Descriptive Language in Biographies

Name: \_\_\_\_\_ Date: \_\_\_\_\_

Directions: Copy descriptive language you find today while reading. Then create an illustration of what you picture in your mind.

Title: \_\_\_\_\_

Descriptive Language:

\_\_\_\_\_

\_\_\_\_\_

\_\_\_\_\_

Descriptive Language:

\_\_\_\_\_

\_\_\_\_\_

\_\_\_\_\_


Descriptive Language:

\_\_\_\_\_


\_\_\_\_\_

\_\_\_\_\_

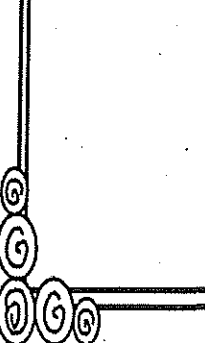
My Illustration:



My Illustration:



My Illustration:




# Beginning, Middle, End

Name: \_\_\_\_\_ Date: \_\_\_\_\_

Directions: Describe what happened in the beginning, middle, and end of the text.  
Then tell all the ways the events are connected.

Title: \_\_\_\_\_

**Beginning:**




Four horizontal lines for writing the beginning of the text.

**Connections:**


A large vertical box with a decorative border containing ten horizontal lines for writing connections between events.

**Middle:**





Four horizontal lines for writing the middle of the text.

**End:**



Four horizontal lines for writing the end of the text.















# Audience and Purpose

Name: \_\_\_\_\_ Date: \_\_\_\_\_

Directions: Describe the different purposes the author had for writing this biography. Then describe the types of people (audience) who may want to read this biography.

Title: \_\_\_\_\_

 _____ _____ _____ _____ _____	 _____ _____ _____ _____ _____	 _____ _____ _____ _____ _____
--	--	--

  _____ _____ _____ _____ _____ 	  _____ _____ _____ _____ _____ 	  _____ _____ _____ _____ _____ 
--	--	--

# In the Main Character's Shoes

Name: \_\_\_\_\_ Date: \_\_\_\_\_

Directions: Imagine you were the main character in the biography. Describe what life might be like and how you would act. Use as much detail as possible as you are writing down your thinking.

Title: \_\_\_\_\_

What Life  
would be  
like:

---

---

---


---

---

---

---

---



How I  
would Act:

---

---

---

---

---

---

---

---

# Forming Opinions from Biographies

Name: \_\_\_\_\_ Date: \_\_\_\_\_

Directions: Describe three actions the main character did in the biography. Then share your opinion on whether you agree or disagree with his/her actions. Be sure to give reasons for your opinion.

Title: \_\_\_\_\_

<p>Action:</p> <hr/> <hr/> <hr/> <hr/> <hr/> <hr/> 	<p>Action:</p> <hr/> <hr/> <hr/> <hr/> <hr/> <hr/> 	<p>Action:</p> <hr/> <hr/> <hr/> <hr/> <hr/> <hr/> 
<p>My Opinion:</p> <hr/> <hr/> <hr/> <hr/> <hr/> <hr/> 	<p>My Opinion:</p> <hr/> <hr/> <hr/> <hr/> <hr/> <hr/> 	<p>My Opinion:</p> <hr/> <hr/> <hr/> <hr/> <hr/> <hr/> 




# Important Moments in a Biography

Name: \_\_\_\_\_ Date: \_\_\_\_\_

Directions: Describe some of the actions that made the main character special enough to have a biography written. Then summarize the person's life.


Title: \_\_\_\_\_

Important  
Actions:



Four horizontal lines for writing inside a rectangular box with decorative corner patterns.

Important  
Actions:



Four horizontal lines for writing inside a rectangular box with decorative corner patterns.

Important  
Actions:



Four horizontal lines for writing inside a rectangular box with decorative corner patterns.

Important  
Actions:



Four horizontal lines for writing inside a rectangular box with decorative corner patterns.

Summary:





Four horizontal lines for writing inside a large rectangular box with a decorative scalloped border.

# Most Important Events in Someone's Life

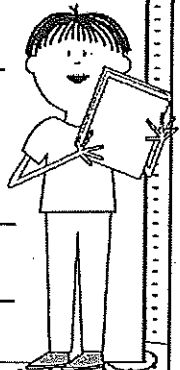
Name: \_\_\_\_\_ Date: \_\_\_\_\_



Directions: Describe the most important parts of the character's life from the biography you are reading. Then share your thinking about how these events impacted the character's life.

Title: \_\_\_\_\_

MajorEvent:	MajorEvent:	MajorEvent:
		

How I Think These Events Affected the Character:

MajorEvent:	MajorEvent:	MajorEvent:
		

# Empathizing with Difficult Decisions

Name: \_\_\_\_\_

Date: \_\_\_\_\_

Directions: Describe some of the difficult decisions the main character had to make in the biography you are reading. Then share your thinking about how you can empathize with each decision.

Title: \_\_\_\_\_



Difficult Decision:

\_\_\_\_\_

\_\_\_\_\_

\_\_\_\_\_

\_\_\_\_\_





How I Can Empathize:

\_\_\_\_\_

\_\_\_\_\_

\_\_\_\_\_





Difficult Decision:

\_\_\_\_\_

\_\_\_\_\_

\_\_\_\_\_

\_\_\_\_\_





How I Can Empathize:

\_\_\_\_\_

\_\_\_\_\_

\_\_\_\_\_





Difficult Decision:

\_\_\_\_\_

\_\_\_\_\_

\_\_\_\_\_

\_\_\_\_\_





How I Can Empathize:

\_\_\_\_\_

\_\_\_\_\_

\_\_\_\_\_



# Asking and Answering Questions


Name: \_\_\_\_\_

Date: \_\_\_\_\_

Directions: Write some questions you have as you are reading today. Then try to answer those questions, using what you know and evidence from the text.

Title: \_\_\_\_\_

Question:




\_\_\_\_\_

\_\_\_\_\_

\_\_\_\_\_

Answer:




\_\_\_\_\_

\_\_\_\_\_

\_\_\_\_\_

Question:




\_\_\_\_\_

\_\_\_\_\_

\_\_\_\_\_

Answer:




\_\_\_\_\_

\_\_\_\_\_

\_\_\_\_\_

Question:




\_\_\_\_\_

\_\_\_\_\_

\_\_\_\_\_

Answer:



\_\_\_\_\_

\_\_\_\_\_

\_\_\_\_\_


# Forming Opinions from Biographies

Name: \_\_\_\_\_ Date: \_\_\_\_\_

Directions: Give your opinion about the main character in the biography. Then list some evidence from the text and your own personal experiences to support your opinion.


Title: \_\_\_\_\_

## My Opinion of the Main Character



### Evidence:

### Personal Experiences:




# Sharing New Learning

Name: \_\_\_\_\_ Date: \_\_\_\_\_

Directions: Share what you learned as a reader during this biography unit. Be specific.

What I Learned as a Reader:



1

2

3



4

5

6

7

8



# Elements of Fiction in Biographies

Name: \_\_\_\_\_ Date: \_\_\_\_\_

Directions: Decide if the biography text you are reading is informational, narrative, or a combination of both. Then describe the evidence that supports that type of biography.

Title: \_\_\_\_\_

The text I am reading is: *(circle one)*

Informational

Narrative

Combination

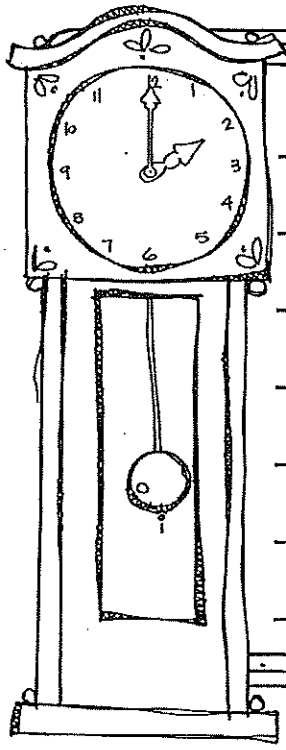
Evidence from the text:

# Settings in Biographies

Name: \_\_\_\_\_ Date: \_\_\_\_\_

Directions: Describe the time in history in which the main character lived. Then tell how the setting (time and place) affected the life of the main character.

Title: \_\_\_\_\_




Time in History:

Handwriting practice area with seven horizontal lines for text.

How the Setting Affected the Character's Life:

Handwriting practice area with seven horizontal lines for text.





# Drawing Conclusions from Major Events

Name: \_\_\_\_\_ Date: \_\_\_\_\_

Directions: List the major events in the main character's life in chronological order. Then use each event to make connections and draw conclusions about the main character's life.

Title: \_\_\_\_\_

Major Events:	Connections:	Conclusions:
1		
2		
3		
4		
5		
6		
7		

